

# WESTGATE

THE FUTURE IS HERE...AND IT'S QUITE BRIGHT!

JOB NAME: \_\_\_\_\_

DATE: \_\_\_\_\_

TYPE: \_\_\_\_\_



E26  
Medium Base

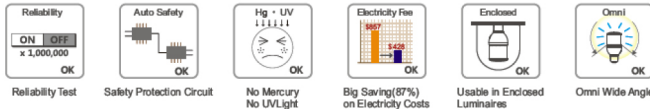


Samsung  
LM561B

Rubycon

E26

JAE Connector



Reliability Test



Safety Protection Circuit



No Mercury  
No UV Light



Big Saving (87%)  
on Electricity Costs

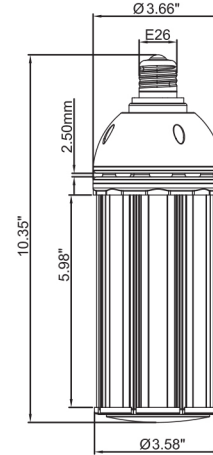


Usable in Enclosed  
Luminaires



Omni Wide Angle

## DIMENSIONS:



## CL-45W-30K

## CL-45W-50K

### Corn Lamps

Ideal for retrofitting existing HID highbay, shoebox, flood light, or wall pack fixtures. The lamps can be used in enclosed luminaires.

### ELECTRICAL SPECIFICATIONS:

- Voltage: AC120-277V 50-60Hz
- Wattage: 45W
- Other wattages available: 18W, 36W, 54W, 120W
- Power factor: >0.9

### LIGHTING SPECIFICATIONS:

- LED type: Samsung LED chips with Rubycon driver
- LED chips quantity: 56 LEDs 0.3W
- Total lumens: 30K (5250LM) / 50K (5400LM)
- Color temperature: 30K 3000K / 50K 5000K
- Color rendering index: 80Ra
- Beam angle: 360°

### OTHERS:

- Net weight: 1.6lbs/816g
- Gross weight per CTN: 24lbs/12.1kg

MODEL	WATTS	VOLTS	LUMENS	COLOR TEMP
CL-45W-30K	45W	120~277V AC	5250LM	3000K
CL-45W-50K	45W	120~277V AC	5400LM	5000K

### HOUSING SPECIFICATIONS:

- Lamp base: E26 medium base
- Mogul base adaptors optional
- Wet locations: IP65 weatherproof (excluding socket)
- Operating temperature: -20~+65 °C
- Storage temperature: -40~+80

### WARRANTY:

- 5 years
- 50,000-hour design life

### CERTIFICATIONS:

- Certifications: UL/cUL



JOB NAME: \_\_\_\_\_

DATE: \_\_\_\_\_

TYPE: \_\_\_\_\_

## CL-45W-30K CL-45W-50K

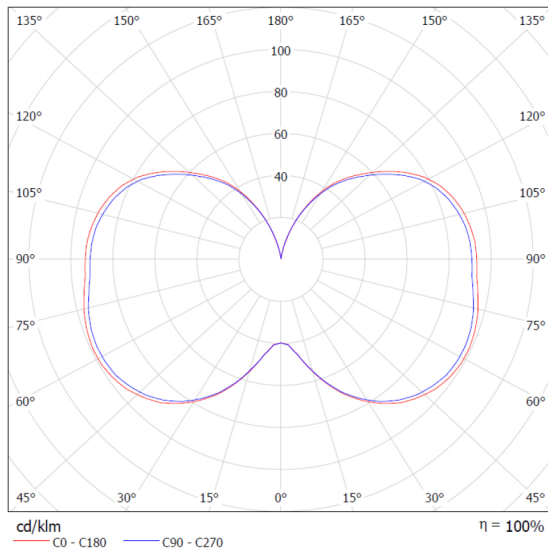


### Corn Lamps

#### PHOTOMETRICS:

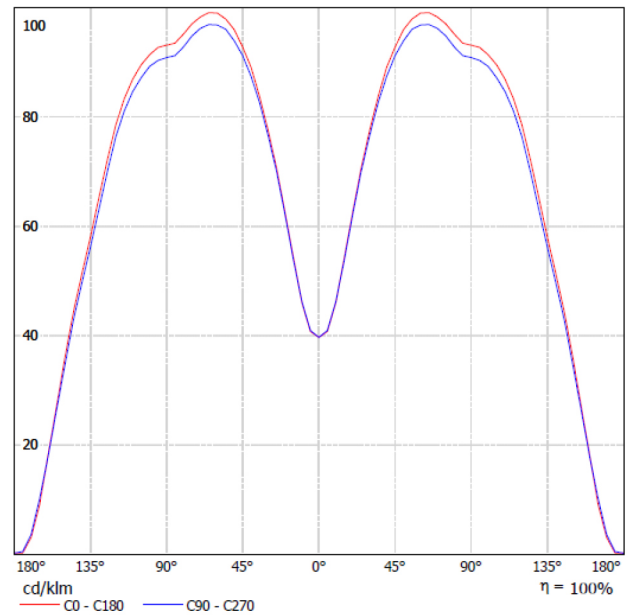
MODEL	WATTS	VOLTS	LUMENS	COLOR TEMP
CL-45W-30K	45W	120~277V AC	5250LM	3000K
CL-45W-50K	45W	120~277V AC	5400LM	5000K

#### Luminous emittance LED Street Light / LDC (Polar)



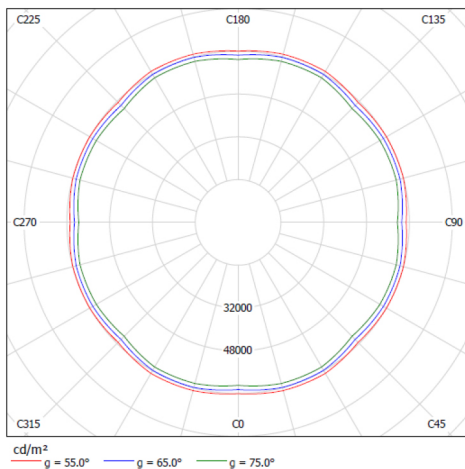
#### Luminous emittance LED Street Light / LDC (Linear)

Lamps: 1 x LED



#### Luminous emittance LED Street Light / Luminance Diagram

Lamps: 1 x LED



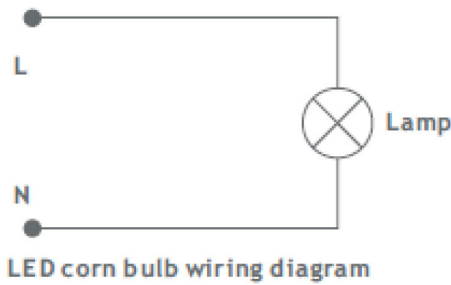
## CL-45W-30K CL-45W-50K



### Corn Lamps

MODEL	WATTS	VOLTS	LUMENS	COLOR TEMP
CL-45W-30K	45W	120~277V AC	5250LM	3000K
CL-45W-50K	45W	120~277V AC	5400LM	5000K

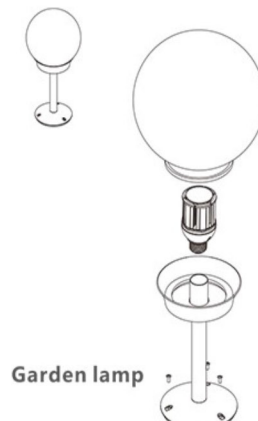
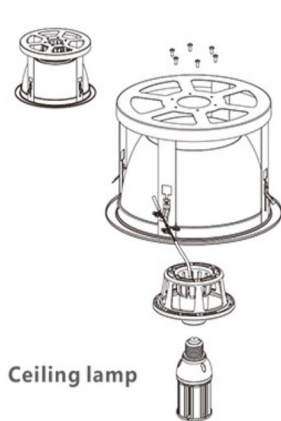
### WIRING DIAGRAM:



### ABSOLUTE MAXIMUM RATING:

Parameter	Rating	Units
Aluminum Heat Sink Temperature	61.8	°C
Operating Temperature	-20~+65	°C
Storage Temperature	-40~+80	°C
Equilibrium Temperature	25	°C

### INSTALLATION:



### CAUTIONS:

- Don't install or use it in a humid environment or place which has water drops.
- Don't take apart the product or replace mechanical and electronic components.
- Don't stare at the strong light for a long time as it may cause injury to eyes.

